


■ **Features**

- 0.56 Inch Single Digit Display
- Long lifetime operation
- IC compatible
- Low power dissipation

■ **Applications**

- Counting device
- Clock

■ **Absolute Maximum Rating** (Ta=25°C)



Item	Symbol	Value		Unit
		RA/R/YG/Y	W/B/G	
DC Forward Current	I _F	20	20	mA
Pulse Forward Current*	I _{FP}	100	100	mA
Reverse Voltage	V _R	5	5	V
Power Dissipation	P _t	44	66	mW
Operating Temperature	Topr	-30 ~ +70		°C
Storage Temperature	Tstg	-40~ +85		°C
Lead Soldering Temperature(1.6mm from seating plane)	Tsol	260°C/5sec		°C

*Pulse width Max.10ms Duty ratio max 1/10

■ **Electrical -Optical Characteristics** (Ta=25°C)

Part Number	Color		V _F (V)			I _R (μA)	I _v (mcd)			λD(nm)		
			Min.	Typ.	Max.	Max.	Min.	Typ.	Max.	Min.	Typ.	Max.
			I _F =20mA			V _R =5V	I _F =20mA					
OSL10564-IW(LW)	White	W	-	3.3	3.6	10	-	65	-	X=0.27 Y=0.28		
OSL10564-IB(LB)	Blue	B	-	3.3	3.6	10	-	50	-	460	470	475
OSL10564-IG(LG)	Pure Green	G	-	3.3	3.6	10	-	200	-	515	520	530
OSL10564-IYG(LYG)	Yellow Green	YG	-	2.2	2.6	10	-	20	-	565	571	575
OSL10564-IY(LY)	Yellow	Y	-	2.1	2.5	10	-	60	-	585	590	595
OSL10564-IR(LR)	Red	R	-	2.1	2.5	10	-	26	-	625	630	650
OSL10564-IRA(LRA)	High Luminance Red	RA	-	2.1	2.5	10	-	100	-	620	625	630

*1 Tolerance of measurements of chromaticity coordinates is ±10%

*2 Tolerance of measurements of dominant wavelength is ±1nm

*3 Tolerance of measurements of luminous intensity is ±15%

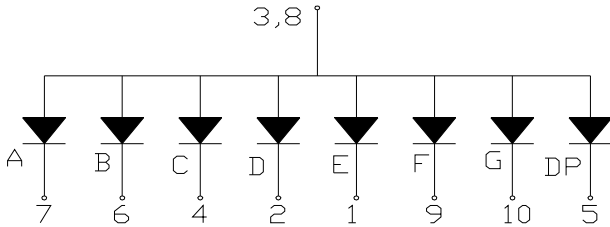
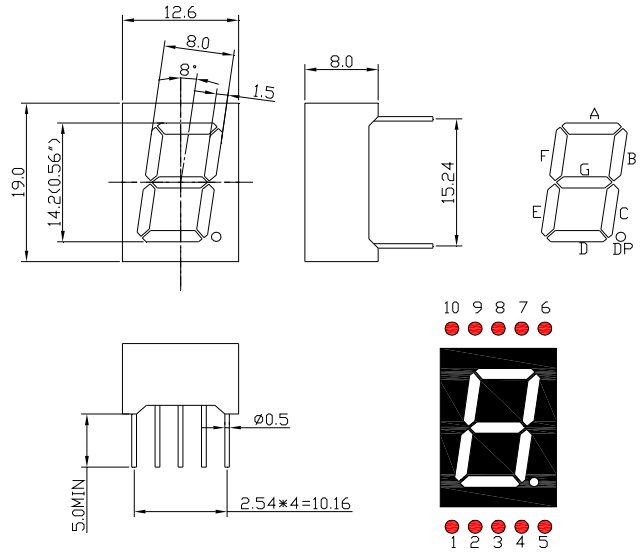
*4 Tolerance of measurements of forward voltage is ±0.1V

0.56 Inch Single Digit Display
OSL10564-IX (Common Anode type)
OSL10564-LX (Common Cathode type)

■ **Package Dimensions and Pin Function**

**OSL10564-IX
(Common Anode type)**

Note:
1, Unit : mm(Tolerance:±0.25mm unless otherwise noted)
2, The slope angle of any PIN may be±5.0°Max



**OSL10564-LX
(Common Cathode type)**

Note:
1, Unit : mm(Tolerance:±0.25mm unless otherwise noted)
2, The slope angle of any PIN may be±5.0°Max

